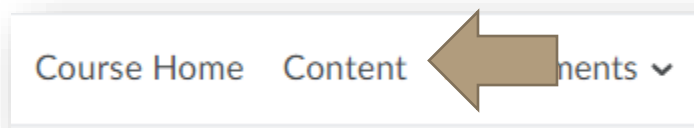
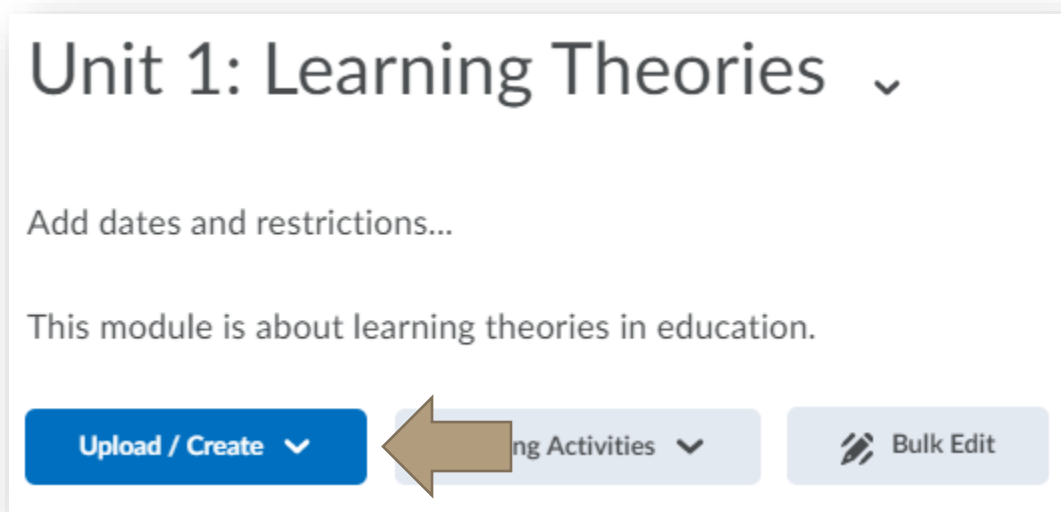


CAN I CREATE NEW ACTIVITIES FROM A MODULE?

From your course homepage, choose “Content.”

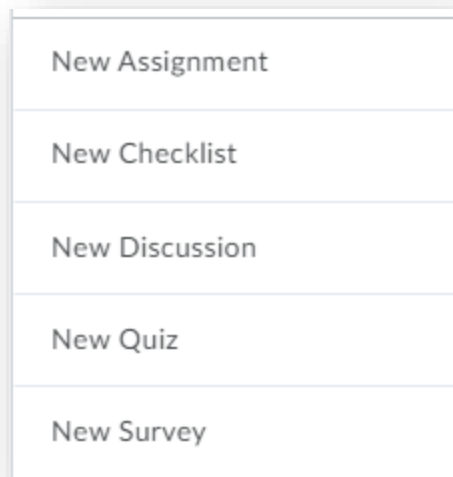


Select the module in which you will be working and choose “Upload/Create.”



You will see a list of activities you can create from the module itself. Select the activity you wish to create.

CAN I CREATE NEW ACTIVITIES FROM A MODULE?



- New Assignment: Give your assignment a title and provide instructions. Then choose “Save.” To make more detailed adjustments and edits, you will need to edit the assignment from the “Assessments” tab.
- New Checklist: Give your checklist a title and provide instructions. Then choose “Save.” To make more detailed adjustments and edits, you will need to edit the checklist from the “Resources” tab.
- New Discussion: Give our discussion a title, provide instructions, and attach the discussion to a forum. Then choose “Save.” To make more detailed adjustments and edits, you will need to edit the discussion from the “Communications” tab.
- New Quiz: Give your quiz a title and provide instructions. Then choose “Save.” To make more detailed adjustments, edits, and add questions, you will need to edit the quiz from the “Assessments” tab.
- New Survey: Give your survey a title and provide instructions. Then choose “Save.” To make more detailed adjustments, edits, and add questions, you will need to edit the survey from the home page.

CAN I CREATE NEW ACTIVITIES FROM A MODULE?

